

Megan Stroup
Lesson Plan - October
K-5 Music Teacher
Zeman Elementary
Lincoln Public Schools



October Listening

Adapted lesson from Roger Sams
Music is Elementary

Level: 3rd–5th (depending on ability)


Objectives: Form, solfege, contour, layered speech ostinati, movement, improvisation, pitched/unpitched percussion

Process

1. Students clap/read the following rhythm excerpt:

A Halloween-themed graphic with a blue background, bats, pumpkins, and a central white box containing musical notation. The notation is in 4/4 time and consists of two staves. The first staff starts with a double bar line and a 4/4 time signature, followed by a sequence of notes: quarter, quarter, quarter, quarter, quarter, eighth, eighth, quarter, quarter, quarter, quarter, and a whole note. The second staff starts with a double bar line, a '5' above the first note, and the same sequence of notes as the first staff, ending with a double bar line. The entire graphic is framed by a decorative border featuring various Halloween motifs like pumpkins, bats, and spiders.

2. Use the solfa tone ladder to prepare students for the pitch vocabulary of the song
 - a. Students read and sing the song using solfa syllables
 - b. Acclimate the students to the pitches of the song on the staff
 - c. Students read from the staff and sing the song using solfa syllables




A musical staff in 4/4 time, treble clef, showing a solfa tone ladder. The notes are: La (quarter), La (quarter), La (quarter), Sol (quarter), La (quarter), Do (quarter), Re (quarter), Mi (quarter), Mi (quarter), Mi (quarter), Re (quarter), Mi (half). The syllables are written below the staff. A second staff starts at measure 5 with the notes: La (quarter), La (quarter), La (quarter), Sol (quarter), La (quarter), Do (quarter), Re (quarter), Mi (quarter), Mi (quarter), Re (quarter), Do (quarter), Sol (quarter), La (half). The syllables are written below the staff.

La La La Sol La Do Re Mi Mi Mi Mi Re Mi

5
La La La Sol La Do Re Mi Mi Re Do Sol La

3. Students sing the song with text while reading from the staff




A musical staff in 4/4 time, treble clef, showing the lyrics of a song. The notes are: It's (quarter), Oct - o - ber, (quarter), all (quarter), gath-er-round (quarter), on (quarter), this (quarter), au - turn (quarter), night. (half). The lyrics are written below the staff. A second staff starts at measure 5 with the notes: List - en (quarter), to (quarter), the (quarter), soft (quarter), spook-y sound (quarter), caus - ing (quarter), such (quarter), a (quarter), fright. (half). The lyrics are written below the staff.

It's Oct - o - ber, all gath-er-round on this au - turn night.

5
List - en to the soft spook-y sound caus - ing such a fright.

Pathway to Part Work:

1. Teach speech ostinato by rote one at a time
2. Students create gestural movement for the speech ostinato
3. Divide the class into three groups. Layer the speech and movement ostinato in one at a time
4. Perform in ABA form
 - a. Sing song
 - b. Layered speech/movement ostinato
 - c. Sing song



The image displays a musical score for a Halloween-themed song, presented on three staves. The score is set in 4/4 time and is divided into two main sections by a double bar line. The first section consists of four measures, and the second section also consists of four measures. The lyrics are written below the notes.

Staff 1:

Ding, dong, trick or treat! Ding, dong, trick or treat!

Staff 2:

Ch ch ch ch ch ch ch leaves rust - ling. Ch ch ch ch ch ch ch leaves rust - ling.

Staff 3:

Big black cat, hiss! Big black cat, hiss!

The score is framed by a decorative border featuring various Halloween motifs, including bats, pumpkins, and ghosts.