


Lesson Plan:
'Orff Music Lesson in **Korean Culture**'



얼쭈! “Earl-ssoo!” *Resource: From KOMEI (Korean Orff Music Education Institute)

The song is an excerpt of the melody from the Korean traditional fairy tale ‘Sandokebi’ (‘mountain goblin’)




- Level: Grade 1st-5th grade

- Objectives: Learn traditional Korean songs and play ‘Tuho’(Traditional Korean Game). Recognize phrases through song responses.

- Materials: Alto Recorder (for only teacher), Arrows or mallet sticks, Basket, Sogo drum or Lollipop drum.

- Music is here! :



- Process:

1. The teacher uses an alto recorder to play the melody of a Korean traditional song.

- Story telling;

I am going to play a wonderful musical instrument for our friends today.

(Shows the alto recorder and talks about it.)

Now I'm going to play it. Listen carefully, and clap when I'm done.

(After playing)

In Korea, old people used to say "Earl-ssoo",
when they listened to a great songs or performance. It's like a respond.

This means **"Earl-ssoo! Wonderful! Great job!"**

So, Listen to the music this time
and please respond with Earl-ssoo.

- As you listen to the music, say "Earl-ssoo" with hand motions at the end of each phrase.

2. Singing "Earl-ssoo"

- Listen to the song and recognize when you hear "Earl-ssoo"

- Learn the hand motion (ex: clapping hands + tapping fists)

- Create different "Earl-ssoo" motions with the children. (4groups or 2partners).

*For example: (Write down what you see in class.

3. Song & Game Activity: "Tuho Game" (with music)

- The teacher explains and demonstrates the traditional Korean game 'Tuho Game'.

"Tuho Game"



This is a game of throwing arrows
into a bottle or basket placed at a certain distance.

- Divide into 4 groups and give each child 3 arrows or mallet sticks. While singing a song, the teacher moves in front of a specific group, and the group shouts “Earl-ssoo” and throws the arrow into the basket that the teacher is holding.

*Verse1: Each group takes a turn throwing 1 stick.

Verse2: Each group takes a turn throwing 1 stick.

Verse3: Each group takes a turn throwing 1 stick.

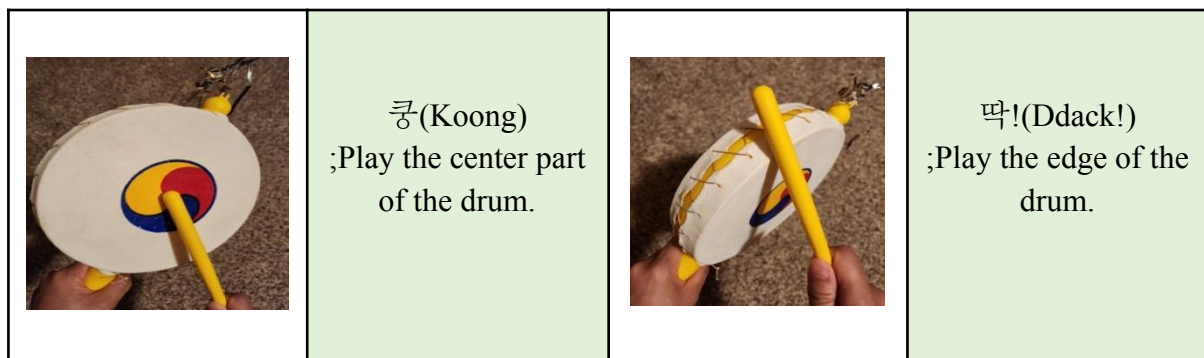
4. Play a musical instrument: - Introduce the traditional Korean instrument “Sogo Drum”



**The sogo drum and lollipop drum are very similar. If you don't have a sogo drum, you can use a lollipop drum.*

**You can buy this on [Amazon](https://www.amazon.com)! Search for “Sogo Drum” in the search bar.*

-And show how to play it. (쿵-딱! / Koong-Ddack!)



- Play a Sogo drum, or Lollipop drum that sounds most similar to the sogo.
Play the rhythm of “Earl-ssoo” using the center of the drum + edge of the drum.

- Listen to music and play the sogo drum and lollipop along with the song.